



**Rayat Shikshan Santha's
Shri. Raosaheb Ramrao Patil Mahavidyalaya, Savlaj
Tal- Tasgaon, Dist- Sangli**



Student Satisfaction Survey Report

Academic Year: 2022-2023

Submitted to Internal Quality Assurance Cell



Student Satisfaction Survey Report 2022-23

Introduction and Objectives:

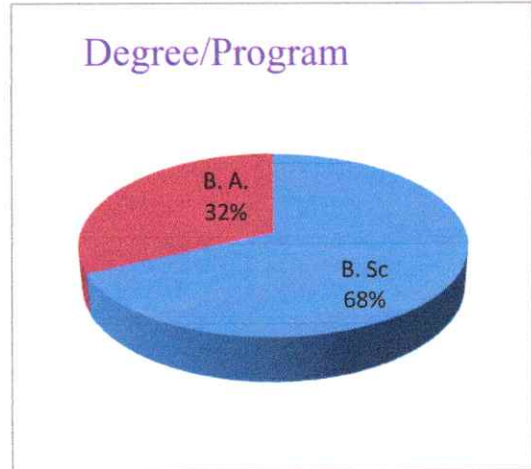
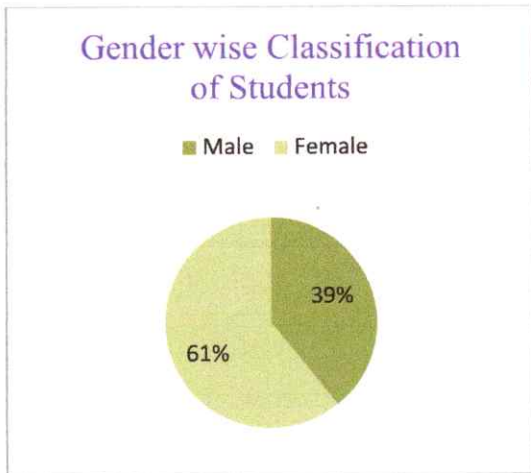
Rayat Shikshan Sanstha's, Shri. Raosaheb Ramrao Patil Mahavidyalaya, Savlaj was established in the year 1991. The college aims at the overall development of the students to become entrepreneurs and professionals in the respective disciplines. IQAC of the college conducted a Student Satisfaction Survey regarding Teaching – Learning and Evaluation which will help to upgrade the quality in higher education. Receiving positive or negative feedback from these students is important as both are crucial in helping monitor and evaluate the provision. Listening to what student say is a contributing factor in running a successful college or institution. This survey was developed to capture students' evaluation about teacher, facilities and curriculum related issues.

Methodology

In every academic year, we ask our students to fill a Students Satisfaction Survey form (SSS) which is made available on college website. Filling of SSS is voluntary/ optional. For the academic year 2022-23, there were 384 registered students at the college. Every year data is collected during the period 1st March to 10th March. For this academic year, data was collected during the period 1st to 20th June 2023. The link of SSS form was also made available to students on their email address, whatsapp address and college website. Sixty-four (64) students responded to the survey, providing a response rate of 13.4%. The analyses presented in this report are based on the responses of the 64 respondents to the survey.

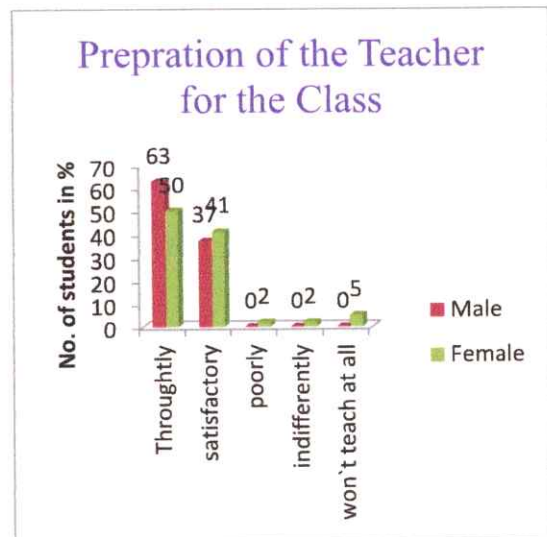
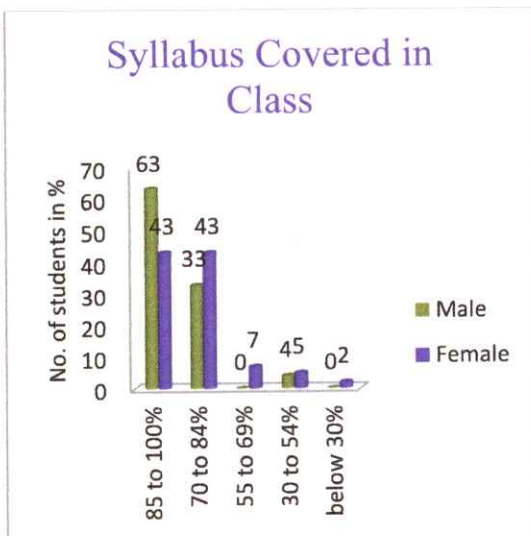
Respondent Profile

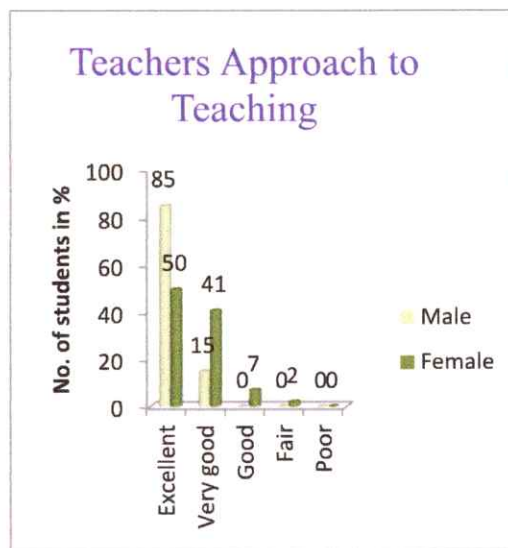
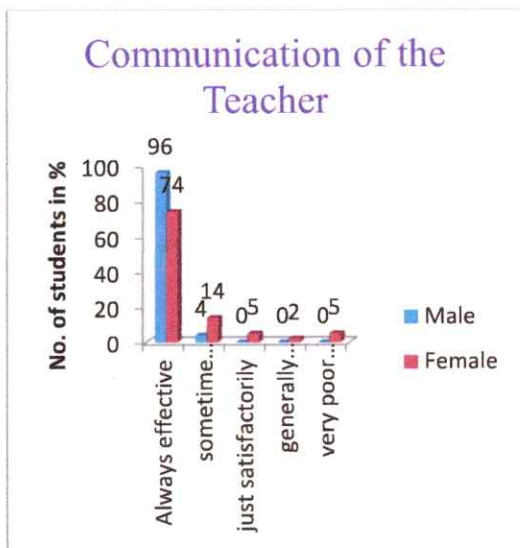
The respondent sample is broadly representative of the student population with respect to gender, programme level and course. There is 61% female and 39% male respondents in the survey sample. Most respondents are pursuing programs at the bachelor's degree level (100%). The highest number of respondents came from the Science (68%).



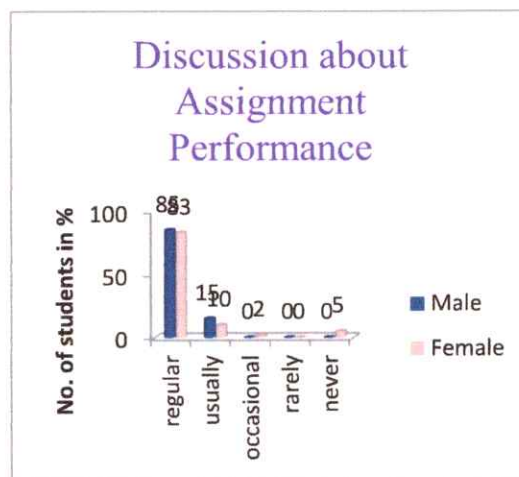
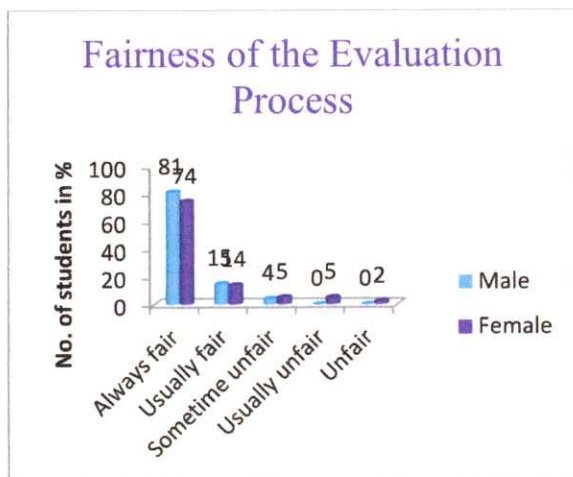
Overall Evaluation

Feedback was collected and analyzed by Feedback Analysis Committee of the college. Opinion of the students is obtained about each parameter in percentage.

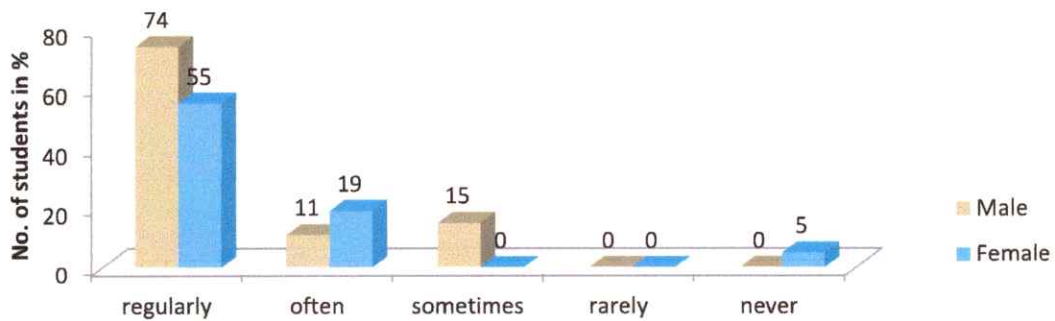




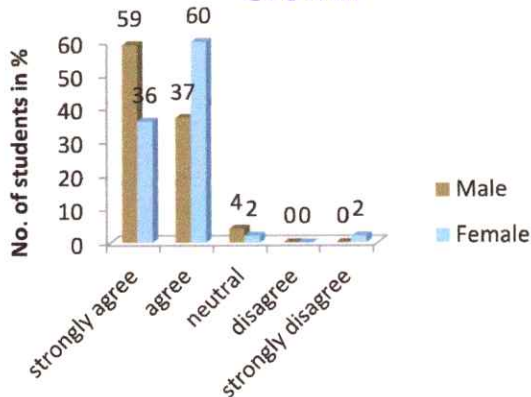
About 43% female and 63% male students indicated that syllabus covered in the class is more than 85%. More than 50% female and 63% male students reported being satisfied about the teachers' preparation for the class. Most of the female 74% and male 96% indicated that all the teachers' communication is always effective. About 50% female and 85% male students who describe teachers' approach about teaching are excellent.



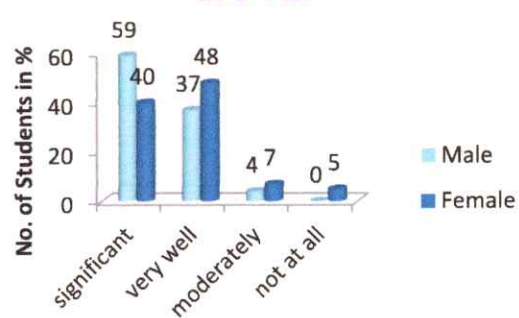
Initiative in Promoting Internship, Student Exchange, Field Visits etc for Students



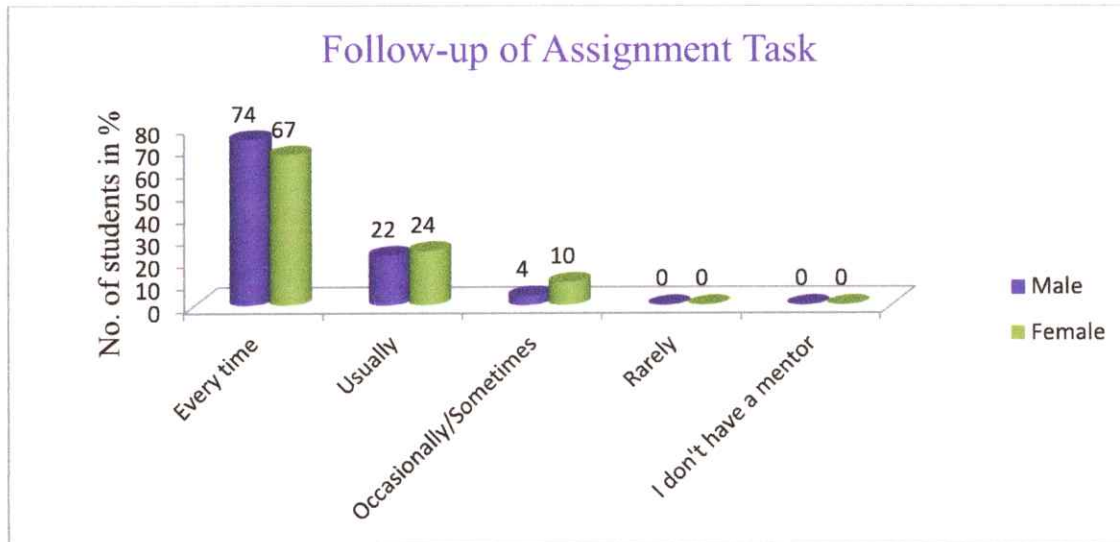
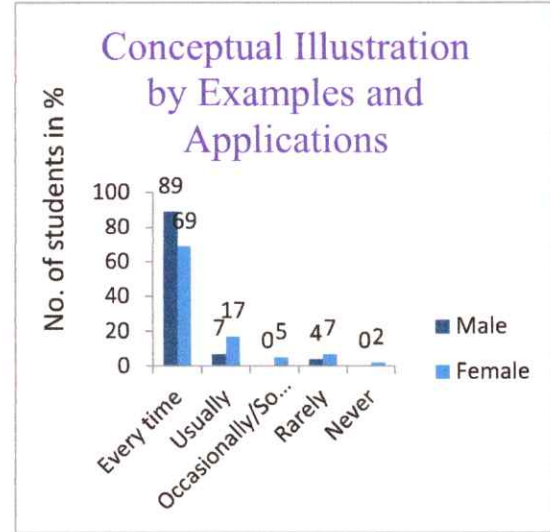
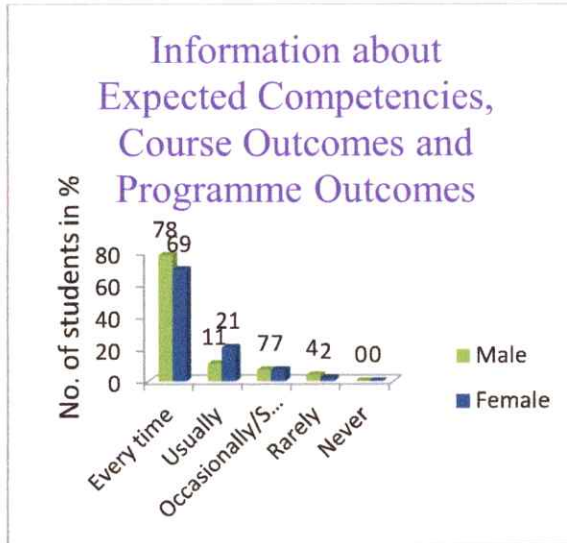
Opportunities to Learn and Growth



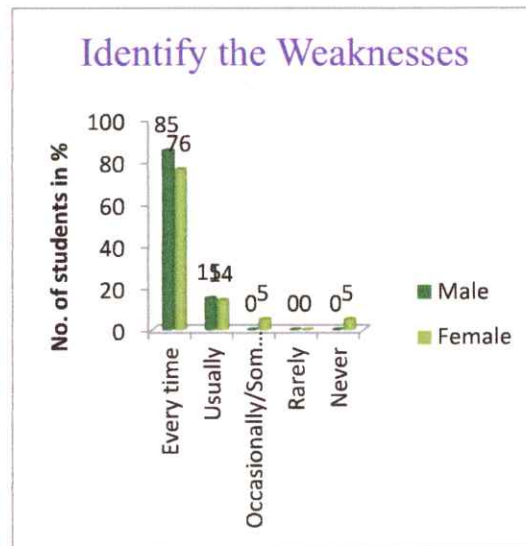
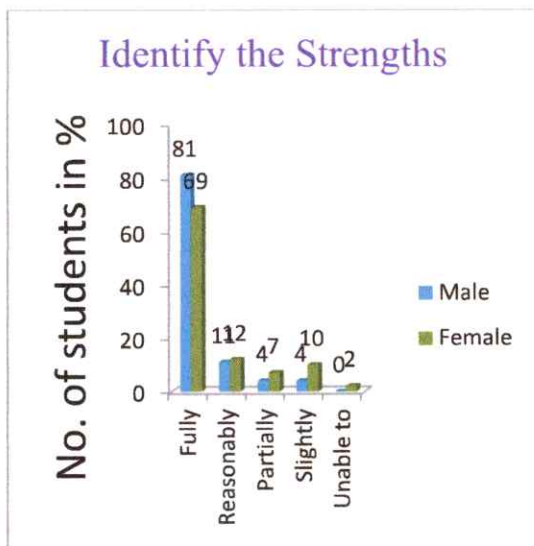
Teaching and Mentoring facilitates in Cognitive Social and Emotional Growth



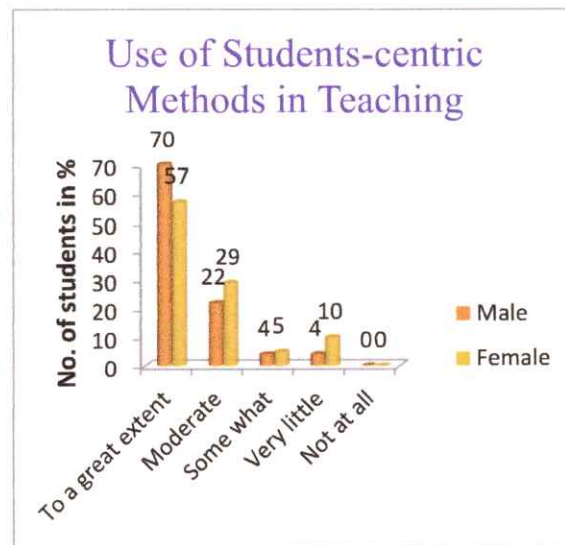
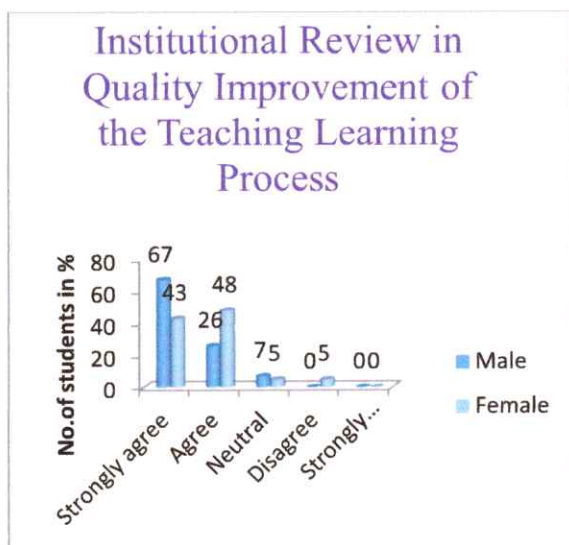
About 74% female and 81% male students agree with the fairness of teachers in the internal evaluation process. About 83% female and 85% male students say that teachers always discussed students' performance with them. About 55% female and 74% male students agree with the institution initiation to take active interest in promoting internship, student exchange and field visit opportunities regularly. More than 59% male and more than 36% female students strongly agree with the multiple opportunities given by institute to them to learn and grow. More than 55% all students agree with the teaching and mentoring process in institution very well facilitates or them in cognitive, social and emotional growth.

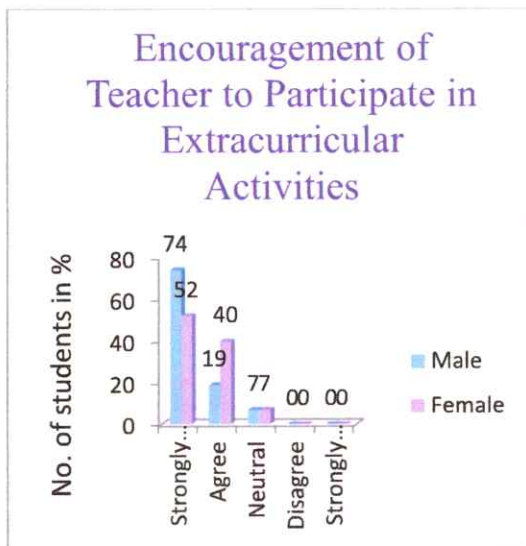


About 69% female and 78% male say that teachers always inform them about their expected competencies, course outcomes and program outcomes before teaching them. Most of the students 74% male and 67% female agree with the mentor who does necessary follow-up with an assigned task given to them. More than 80% all students are satisfied with the conceptual illustrations given by teacher.

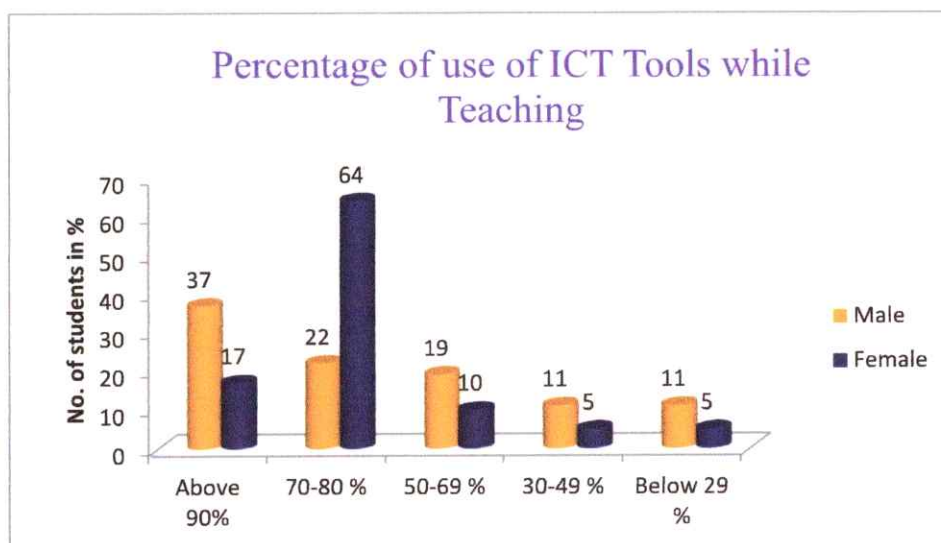


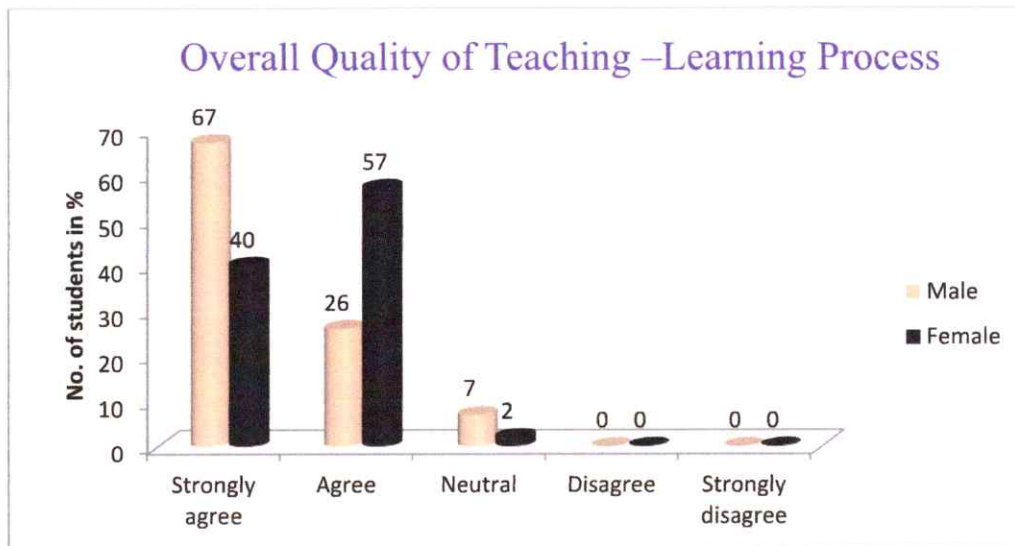
Most of the students are saying that most of the times teachers are able to identify the weakness of the student. Based on their interactions with students, teachers identify the strength and weaknesses of the students and accordingly encourage them to participate in the various activities organized by department/college, Sanstha/University. This will help them in their overall development.





About 43% female and 67% male students strongly agree, and about 48% female and 26% male agree with the institutional efforts to engage students in the monitoring, review and continuous quality improvement of the teaching learning process. About 57% female and 70% male students strongly agree, and about 29% female and 22% male agree with the institution/ teachers use student centric methods, such as experiential learning, participative learning and problem-solving methodologies for enhancing learning experiences to a great extent. About 52% female and 74% male students strongly agree with encouragement by teachers to participate in extracurricular activities.





About 17% female and 37% male students agree that with the fact that most of the time teachers' use ICT tools such as LCD projector, Multimedia, etc. while teaching. Most of the students (more than 60%) agree with the overall quality of teaching- learning process.

✓ **Suggestions were made by the students during the survey:**

1. students be encouraged for social learning and be provided information in multiple ways.
2. Teacher's knowledge and techniques are Good.
3. Students should be issued more books of his or her subject.
4. All types of book exhibitions be arranged.
5. Classrooms need to be kept clean.
6. Have a separate teacher for each subject and make the Chemistry lab bigger.
7. They always tries their best. Whatever they are taking in college such as seminar, home assignment, tests, weekly test, ppt presentation etc. they should keep as it is.
8. Teachers need to use LCD projector more in teaching. Also, teachers communicate more with students and use multimedia.
9. The college has the biggest laboratory, clever staff and good student.


IQAC
Co-ordinator
Shri. Raosaheb Ramrao Patil,
Mahavidyalaya, SAVLAJ
Dist. Sangli




PRINCIPAL
Shri. Raosaheb Ramrao Patil
Mahavidyalaya, SAVLAJ, Dist. Sangli